

LED PIXEL MOUDULE

TEM NO.: R45A Series

INSTRUCTION OF LPM-R45A

LPM-B can be arranged into any forms to provide the designers or architects various options for their concepts, both indoors and outdoors, easily realizing point-by-point control via offline control or PC based. Elegant series is suitable for building facades, outdoor landscape lighting, etc. The engineering application

A. Specification:

A-1. Products Parameters

Materials Of Shell : Transparent PC Cover+base
 Operating Voltage : 12V/24V DC
 Protecting : IP65
 Operating Voltage : -20°C~40°C



R45A-6

A-2. Model Configuration Table

| Model NO | LED Color | Input Voltage | LED Quantity | Power Consumption | Size | Weight | ✓ |
|----------|-----------|---------------|--------------|-------------------|---------------|--------|---|
| R45A-6 | R, G, B | 24V DC | 6pcs 5050SMD | 1.5 Watts | L54xW43xH13mm | 20g | |

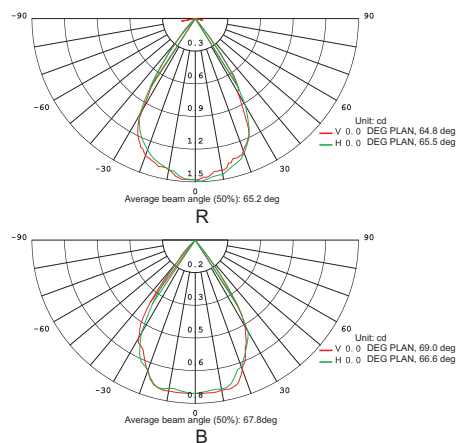
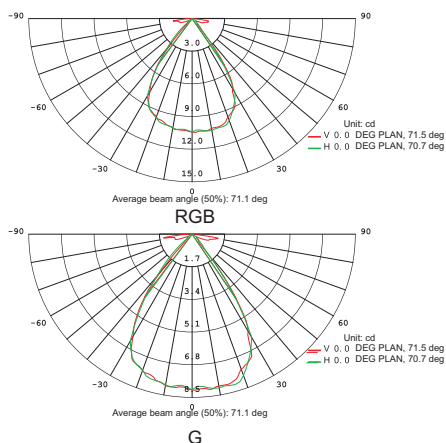
B. Work Mode

DMX Mode:work with DMX controller

C. Photometric Parameters


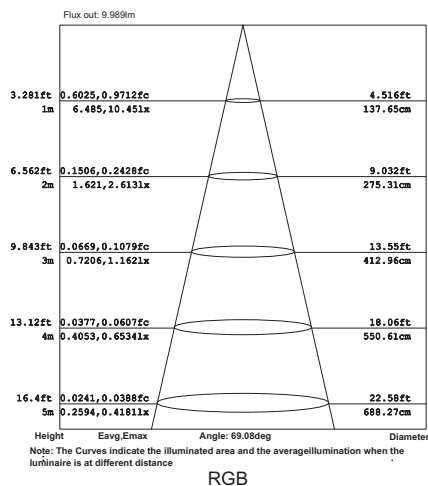
C-1. Distribution Curve

R45A-6



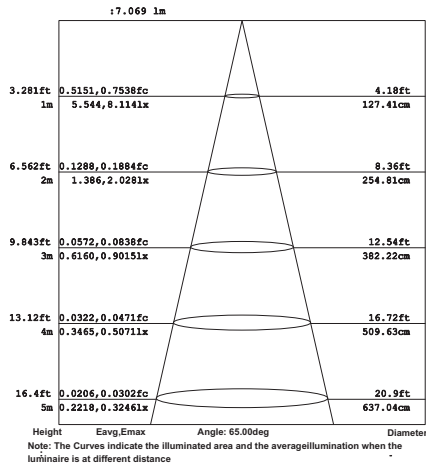
C-2. Illuminance At A Distance

R45A-6

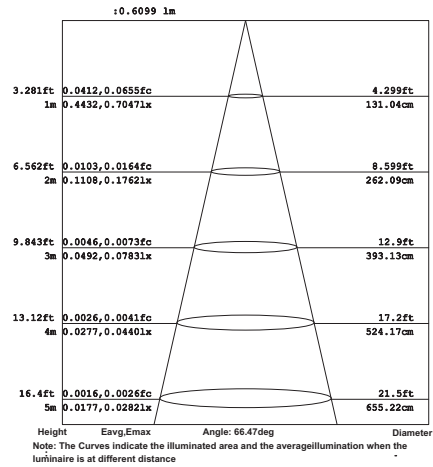


LED PIXEL MOUDULE

TEM NO.: R45A Series

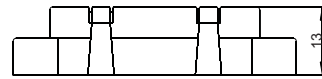
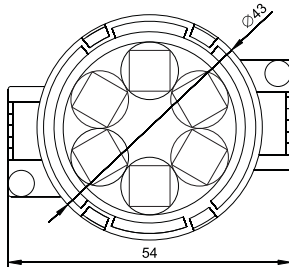


G



B

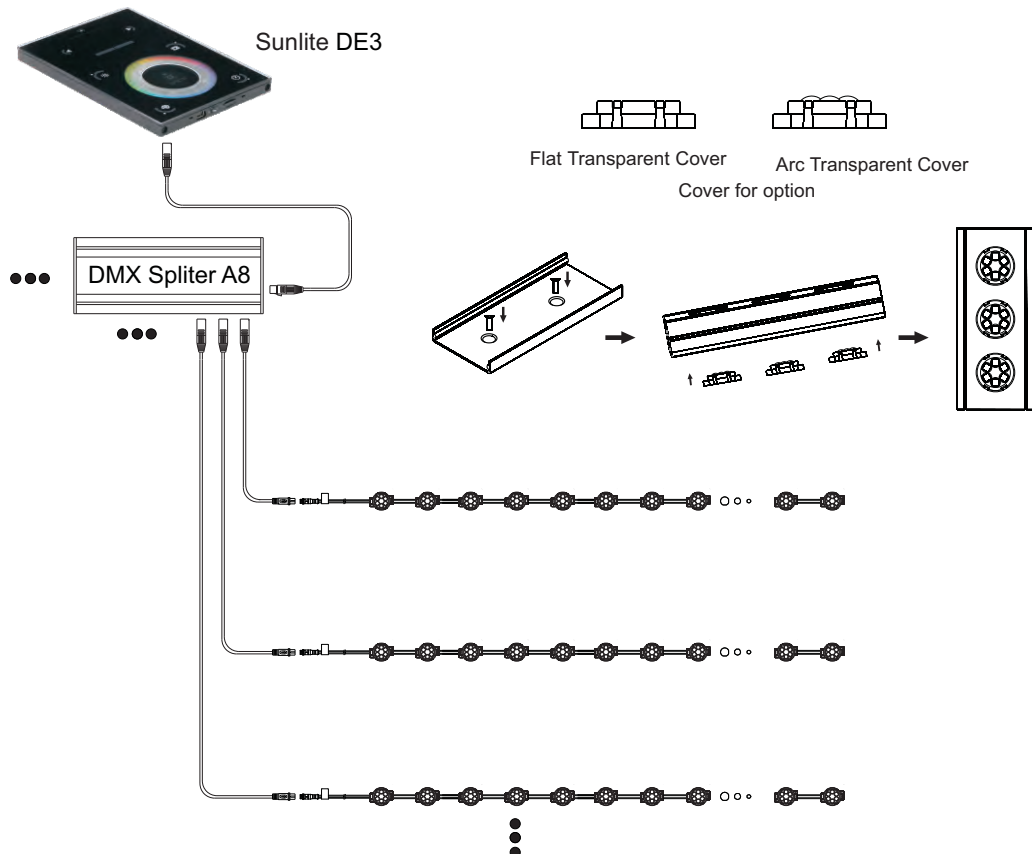
D. Dimension Drawing



Flat Transparent Cover

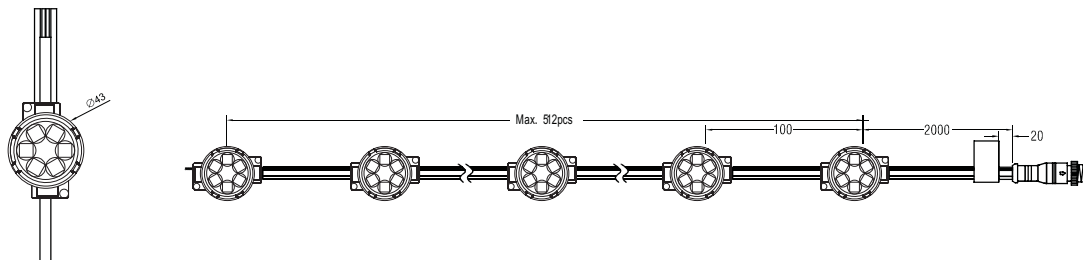
E. Connection

- 1.Signal Max.connection is 17 pcs fixture every port,if over 20pcs,then signal splitter or use same DMX address for all lights.
- 2.Controller for option:Sunlite、DMX-MR-502 and other DMX controllers.



LED PIXEL MOUDULE

TEM NO.: R45A Series



| Model No | Working Voltage | Power connection QTY(Max.) | Signal connection QTY(Max.) |
|------------|-----------------|----------------------------|-----------------------------|
| R45A-6-24V | 24V DC | 80PCS | 60PCS |
| R45A-3-12V | 12V DC | 80PCS | 60PCS |

If the QTY of fixtures is bigger than Max power connection QTY, then T type cables are needed.

Caution:

1. Do not plug them into power when the product is still inpackage;
2. Don't use anything to cover the fixture during application;
3. Don't use this product in close environment;
4. If this product appears to be damaged, do not attempt any repair, please contact your dealer.

Note: The above instruction are subject to update or improved without notice,Pls turn to our staff for further details!
Thanks for your long term support!

Product .By. FH Solar & Led Ibérica 

www.fhsolarled.com | info@fhsolarled.com
México .Colombia. Ecuador. España