

# LED WALL WASHER

ITEM NO. : W55A-L3

## INSTRUCTION OF LED WALL WASHER LWW-W55A

This product is mainly used for decorating and highlighting in building frame, garden, etc. It can work in independent mode and DMX mode, which can generate various color changing effects, such as flashing, fading, steady, seven color jumping synchronously etc. DMX256 class gray degree dimmer, DMX programable (thousands of effects, available if many lights being connected together);

### A. Structure:

#### A-1. Specification:

Material of Shell: Aluminum alloy/6063  
 Rotary angle: 180°  
 Input Voltage: 100~277V AC  
 Operating Voltage: 24V DC  
 Protection Rating: IP65  
 Operating Temperature: -20°C-40°C



W55A-L3

#### A-2. Model configuration table

Model No.	Size	LED Color	Power consumption	Beam Angel	Weight
W55A-L3	L305×W48×H105	LWW:R-3, G-3, B-3/ Single Color -9	12Watts	10° /20° /45°	1.5±5%KGS
W55A-L5	L560×W48×H105	LWW:R-6, G-6, B-6/ Single Color -18	20Watts	10° /20° /45°	2.0±5%KGS
W55A-L6	L610×W48×H105	LWW:R-6, G-6, B-6/ Single Color -18	20Watts	10° /20° /45°	2.4±5%KGS
-W55A-L10	L1100×W48×H105	LWW:R-12, G-12, B-12/Single Color -36	40Watts	10° /20° /45°	3.5±5%KGS
W55A-L12	L1220×W48×H105	LWW:R-12, G-12, B-12/Single Color -36	40Watts	10° /20° /45°	4.4±5%KGS
W55A-L3-277V	L305×W48×H105	LWW:R-3, G-3, B-3/ Single Color -9	12Watts	15° /30° /45°	1.5±5%KGS
W55A-L5-277V	L560×W48×H105	LWW:R-6, G-6, B-6/ Single Color -18	20Watts	15° /30° /45°	2.0±5%KGS
W55A-L6-277V	L610×W48×H105	LWW:R-6, G-6, B-6/ Single Color -18	20Watts	15° /30° /45°	2.4±5%KGS
W55A-L10-277V	L1100×W48×H105	LWW:R-12, G-12, B-12/Single Color -36	40Watts	15° /30° /45°	3.5±5%KGS
W55A-L12-277V	L1220×W48×H105	LWW:R-12, G-12, B-12/Single Color -36	40Watts	15° /30° /45°	4.4±5%KGS

### B. Working Mode

B-1. Independent Mode: Choose the build-in programs via the buttons on the end cover.

B-2. DMX Mode: International standard DMX512 signal (IP68 connector).

B-3. Master/Slave Mode: Auto online and synchro working.

B-1. Mode indépendant: Choisissez les programmes de construction en passant par les boutons sur la

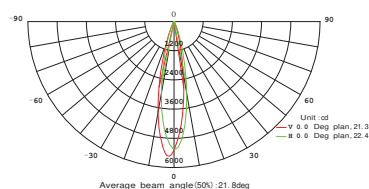
B-2. Mode DMX: signal de norme internationale DMX512 (connecteur Ip68).

B-3. Mode maître / esclave: Auto en ligne et travail synchro.

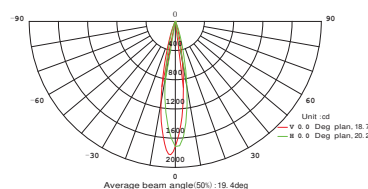
### C. Photometrics Parameters

#### C-1. Cadela distribution

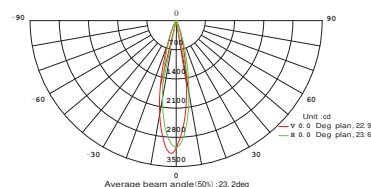
-W55A-L10



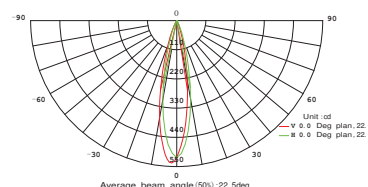
RGB



Red



Green



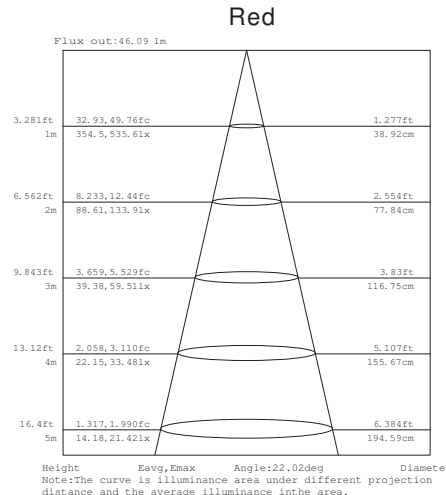
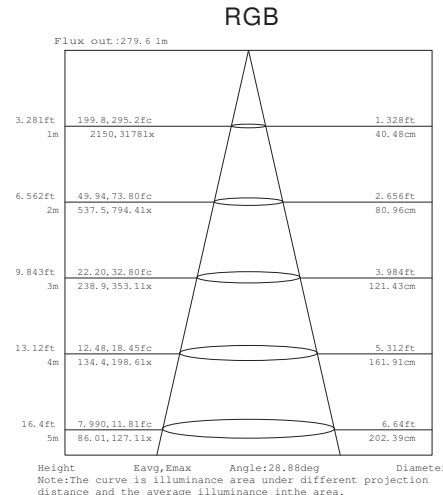
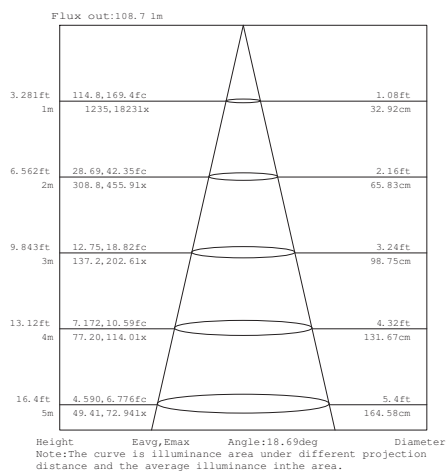
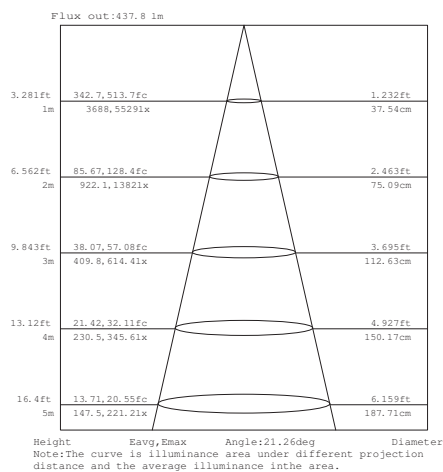
Blue

# LED WALL WASHER


ITEM NO. : W55A-L3

## C-2. Illuminance at a distance

W55A-L10



## D. Dimension drawing



## E. Installation



Angle Adjusting: Use the hexagon wrench in the fittings bag to loose screw, then rotate the lamp to appropriate angle and lock it.

Réglage de l'angle: Utilisez la clé hexagonale dans le sac de raccords à perdre vis, puis tourner la lampe de s'approprier angle et le verrouiller.

# LED WALL WASHER

ITEM NO. : W55A-L3

## Caution:

1. Do not plug them into power when the product is still in package;
2. Don't use anything to cover the fixture during application;
3. Don't use this product in close environment;
4. If this product appears to be damaged, do not attempt

## Warning:

- \* Neglect on action of the above treatment will lead to failure of waterproof and proper working of the lights!!!
- \* Make sure the ground connection well avoid electric shock, due to metal housing.

## Caution:

1. Ne pas les brancher au pouvoir lorsque le produit est toujours en emballage;
2. Ne pas utiliser quoi que ce soit pour couvrir l'appareil lors de l'application;
3. Ne pas utiliser ce produit en étroite environnement;
4. Si ce produit semble endommagé, n'essayez pas toute réparation, s'il vous plaît contactez votre revendeur.

## Warning:

- \* Négligence sur l'action du traitement ci-dessus conduira à l'échec de imperméable et bon travail des lumières!
- \* Assurez-vous que la connexion à la terre et éviter choc électrique, grâce à un boîtier métallique.

The above instruction are subject to update or improved without notice. Pls turn to our staff for further details !  
Thanks for your long term support !