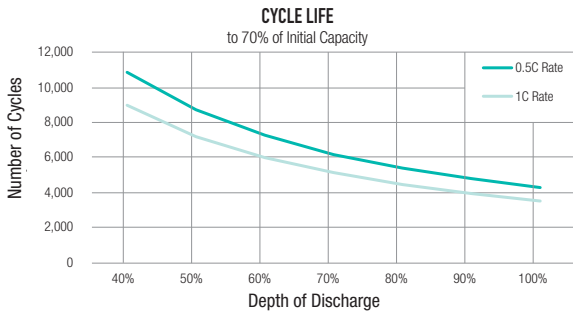
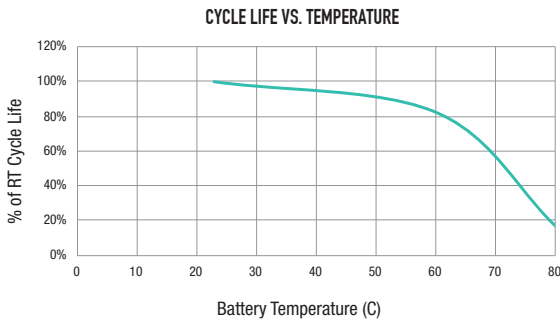


CYCLE LIFE

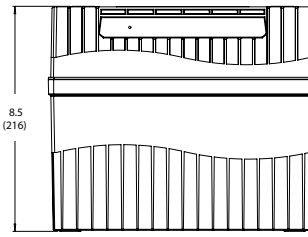
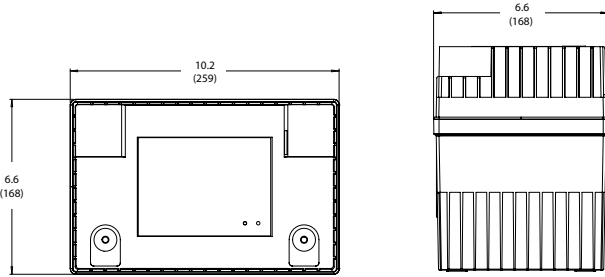


CYCLE LIFE VS. TEMPERATURE



BATTERY DIMENSIONS

Dimensions Inches (mm) - shown with M8



Ask your Trojan Representative for an accessory to match the height of the Trojan T-105 Battery. Note: Available in 2019

TERMINAL CONFIGURATIONS^B

M8



M8 - 1.25 x 9 mm Threaded Hole

SAFETY/AGENCY INFORMATION

Certified to the Following

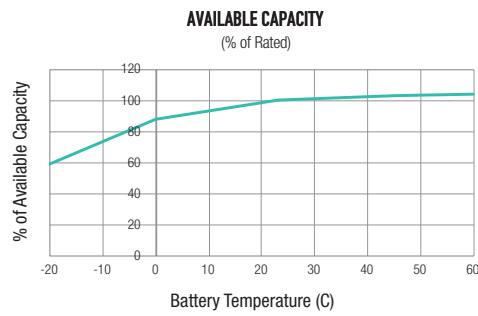
UN/DoT 38.3	IEC 62133
ROHS Compliant	UL 2271 (Q1 2019)*
TUV*	UL 1642 (Cells)

*Pending

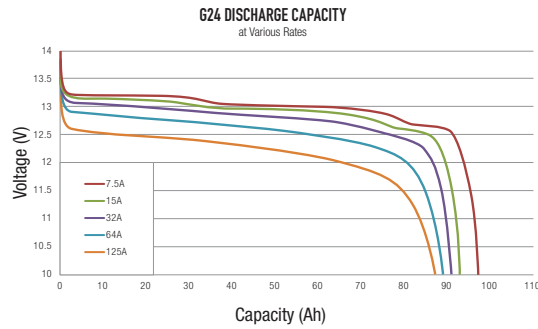


A. Weight may vary.
B. Terminal images are representative only.

AVAILABLE CAPACITY



G24 DISCHARGE CAPACITY



STATE OF CHARGE INDICATOR (GAUGE)

Trillium Group 24 and Group 27's built-in smart battery features include a battery status push button and indicator light on the top of the case. After the button is pressed, the indicator light will show one of the following color patterns for five seconds:

Light Color Pattern	Battery Condition	Gauge
Solid Green	90% - 100% Capacity Remaining	
Blinking Green	50% - 90% Capacity Remaining	
Solid Yellow	35% - 50% Capacity Remaining	
Blinking Yellow	20% - 35% Capacity Remaining	
Solid Red	10% - 20% Capacity Remaining	
Blinking Red	0% - 10% Capacity Remaining	
Blinking Green and Red	Battery is shut off	

NOTE: Consult Trillium User's Guide for more information at trojanbattery.com.

COMMUNICATIONS CONNECTOR

Battery Side	User Side
Deutsch DTM04-3P	Deutsch DTM06-3S
Pin 1: GND/B-	Pin 1: GND/B-
Pin 2: CAN H	Pin 2: CAN H
Pin 3: CAN L	Pin 3: CAN L



FH Solar & Led Ibérica | info@fhsolarled.com | www.fhsolarled.com
Colombia / México / España / Ecuador



ÉHI 600027027