

# LED HIGH BAY LIGHT SERIES FH-INDUSTRIAL LED

**ULTRA  
HD**



Dimmable



RoHS  
Compliant

IK10

LM-80

PHILIPS



**5** YEAR  
WARRANTY



## Product Benefits


- 70% energy saving, short ROI period
- Up to 50, 000hrs @ L70, low maintenance cost
- Durability, suitable for dry and wet applications
- Versatile in mounting with wall mounted, loop hanging, steel chain hanging
- RoHS compliant, environmental friendly, no mercury or lead, 100% recyclable
- 5 years warranty

## Areas of application

- Warehouse
- Garages
- Workshop
- Commercial Facilities
- Aisles (Open & Stock)
- Field Houses & Gymnasiums

## Product Features

- Luminaire efficacy: Up to 190 lm /w
- Symmetrical beam angle: 60°, 90°, 110°
- Impact resistance: IK10
- Type of protection: IP65
- Available from 3000K, 4000K 5000K, 5700K
- Available with Motion /PIR Sensor



# HIGH BAY LIGHT INDUSTRIAL LED



# LED HIGH BAY LIGHT SERIES FH-INDUSTRIAL LED



## Product Datasheet

### Electrical Specifications:

Model No.	FH-HB09-100S	FH-HB09-150S	FH-HB09-150M	FH-HB09-200M
Nominal Wattage	100W	150W	150W	200W
Nominal Voltage	AC 100-240V /277V			
Mains Frequency	50 /60Hz			
LED	Lumileds 2835 /3030	Lumileds 3030	Lumileds 2835	Lumileds 2835 /3030
Driver Brand	SOSEN			
Power Factor (PF)	> 0.95			
THD	< 10			
SPD	4KV line-line, 6KV line-earth			

### Photometric Specifications:

Luminous Efficacy ( ±5%) 2835 Version: 3030 Version:	190 lm /w 145 lm /w	-- 140 lm /w	190 lm /w --	190 lm /w 145 lm /w
Lumen Output ( ±5%) 2835 Version: 3030 Version:	19000 lm 14500 lm	-- 21000 lm	28500 lm --	38000 lm 29000 lm
Optics	60°, 90°, 110°			
Standard Deviation of Color Matching	<5 SDCM			
CRI	>Ra70( >Ra80 optional)			
CCT	3000K, 4000K, 5000K, 5700K			

### Dimension & Weight

Fixture Dimension (mm)	286 x286 x147	286 x286 x147	330 x330 x165	330 x330 x165
Fixture Weight (kg)	2.6	2.6	3.4	3.4
Packing Type	1unit /ctn			
Packing Dimension (mm)	330 x330 x155	330 x330 x155	375 x375 x155	375 x375 x155
Packing Weight (kg)	3.2	3.2	4.2	4.2



# HIGH BAY LIGHT INDUSTRIAL LED



# LED HIGH BAY LIGHT SERIES FH-INDUSTRIAL LED



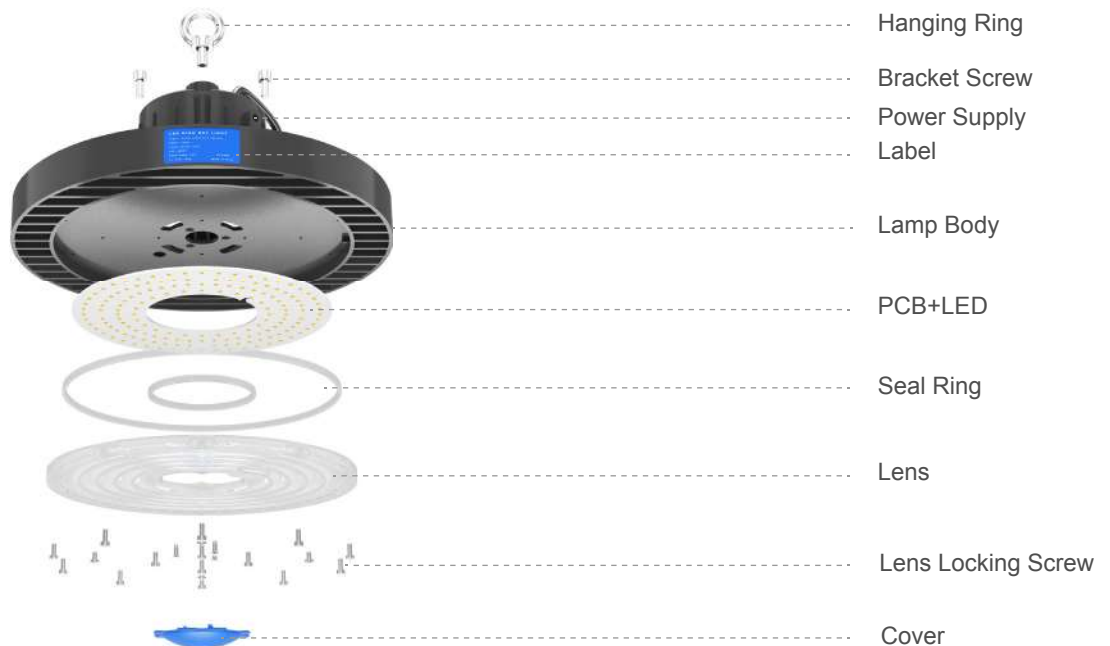
## Mechanical Specifications

Body Material	Die-cast Aluminum Housing
Housing Color	Black
Cover Material	PC
Cable Length	300 mm (Input); 210mm (Dimming)
Ambient Temperature Range	-40°C ~ +50°C
Number of Switching Cycles	100, 000
Lifespan L70 at 25 °C	50, 000 h
Mounting Type	Hook Loop, Various Brackets
Mounting Location	Wall /Ceiling
Dimmable	0-10V /PWM /Resistor /Zigbee Wireless Dimming
Type of Connection	Cable, 3-pole
LED Module Replaceable	Replaceable

## Certificates & standards

Protection Class IK (shock resistance)	IK10
Protection Class	Class I
Type of Protection	IP65
Standards	CE, RoHS

## Structure Drawing



# HIGH BAY LIGHT INDUSTRIAL LED



# LED HIGH BAY LIGHT SERIES FH-INDUSTRIAL LED



## Smart Control

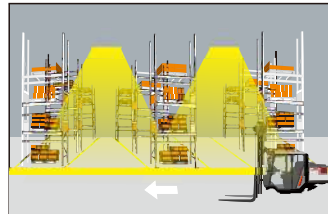
### Microwave Motion Sensor



When used in combination with 0-10V dimmable LED drivers, the sensors can achieve 3-step dimming function, 100%---> low light --->off. And the sensors have built in adjustable daylight sensors, which are very easy to install and cost-effective.



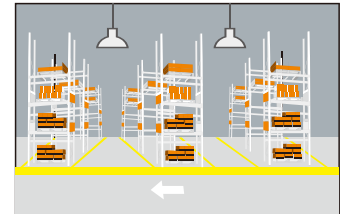
With sufficient ambient light, the sensor does not switch on the lamp.



With insufficient ambient light, the sensor switches on the lamp when motion is detected.



After hold time, the sensor dims the lamp at a low light level if no new motion trigger.



After stand-by period, the sensor switches off the lamp if no motion is detected in its detection zone.

### Zigbee Wireless Control System

ZigBee 2.4G 1-10V dimming LED controller Connected to a dimming driver, this controller shows real-time data on App, such as current, power rate and power consumption. It is applied to street, office and industry LED lighting for dimming purposes. It works with 1-10V or 0-10V dimming drivers. Also it works with ZigBee lighting control system to achieve short-distance or long-distance controlling led lights by Mobile Phone, Tablet, PC, Touch Switch, Remote Control, Daylight Sensor and Motion Sensor.


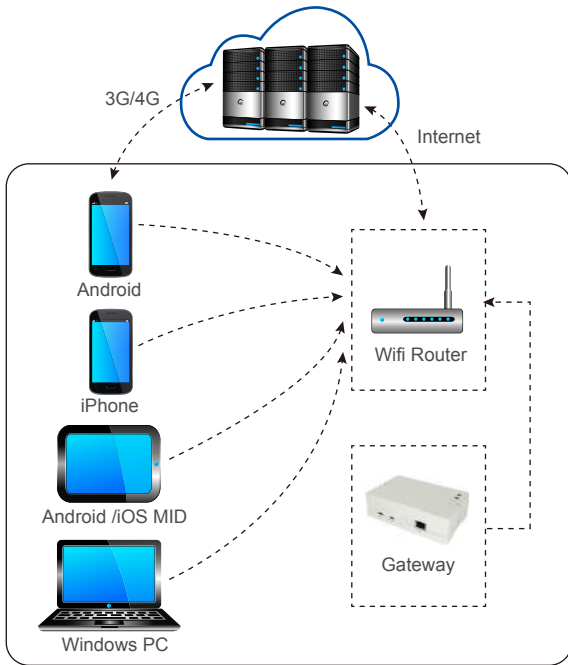
### System Diagram



# HIGH BAY LIGHT INDUSTRIAL LED



# LED HIGH BAY LIGHT SERIES FH-INDUSTRIAL LED



Philips Lumileds 2835  
Greater than 220lm/W

Philips Lumileds 3030 2D  
Greater than 180lm/W

190 LM/W

IP65

IK10

0(1)-10V

5 YEARS WARRANTY



## HIGH BAY LIGHT INDUSTRIAL LED

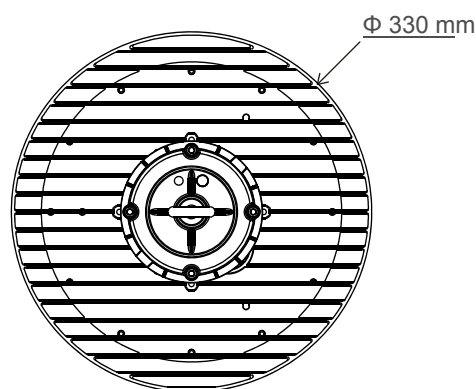
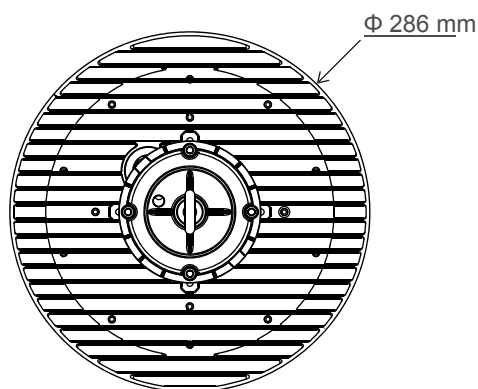
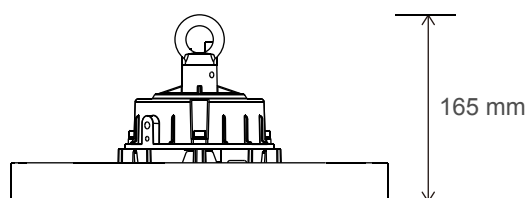
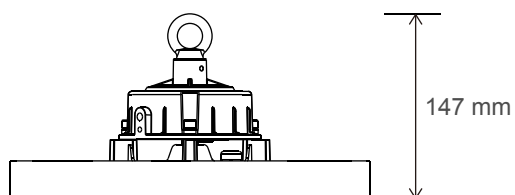


# LED HIGH BAY LIGHT SERIES FH-INDUSTRIAL LED



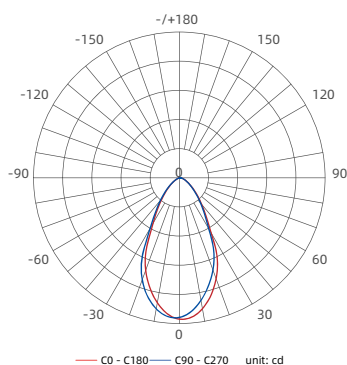
## Structure

## Dimension

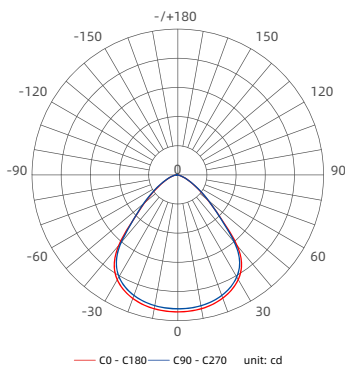


## Photometrics

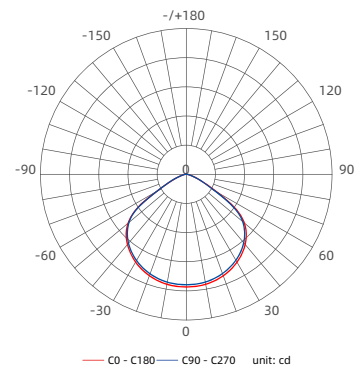
60° Beam Angle



90° Beam Angle



110° Beam Angle



# HIGH BAY LIGHT INDUSTRIAL LED



# LED HIGH BAY LIGHT SERIES FH-INDUSTRIAL LED



## Photometrics

### 100 WATTS

HEIGHT	60° BEAM ANGLE	LUX (AVG)
3m	Ø3.5m	877 lx
5m	Ø5.8m	316 lx
7m	Ø8.1m	161 lx

### 100 WATTS

HEIGHT	90° BEAM ANGLE	LUX (AVG)
3m	Ø6.0m	395 lx
5m	Ø10.0m	142 lx
7m	Ø14m	72 lx
9m	Ø18m	44 lx

### 100 WATTS

HEIGHT	110° BEAM ANGLE	LUX (AVG)
3m	Ø8.6m	222 lx
5m	Ø14.3m	80 lx
7m	Ø20.0m	41 lx
9m	Ø25.7m	25 lx
11m	Ø31.4m	17 lx

### 150 WATTS

HEIGHT	60° BEAM ANGLE	LUX (AVG)
3m	Ø3.5m	1237 lx
5m	Ø5.8m	445 lx
7m	Ø8.1m	227 lx

### 150 WATTS

HEIGHT	90° BEAM ANGLE	LUX (AVG)
3m	Ø6.0m	558 lx
5m	Ø10.0m	201 lx
7m	Ø14.0m	103 lx
9m	Ø18.0m	62 lx

### 150 WATTS

HEIGHT	110° BEAM ANGLE	LUX (AVG)
3m	Ø8.6m	315 lx
5m	Ø14.3m	113 lx
7m	Ø20.0m	58 lx
9m	Ø25.7m	35 lx
11m	Ø31.4m	23 lx

### 200 WATTS

HEIGHT	60° BEAM ANGLE	LUX (AVG)
3m	Ø3.5m	1708 lx
5m	Ø5.8m	615 lx
7m	Ø8.1m	314 lx

### 200 WATTS

HEIGHT	90° BEAM ANGLE	LUX (AVG)
3m	Ø6.0m	780 lx
5m	Ø10.0m	281 lx
7m	Ø14.0m	143 lx
9m	Ø18.0m	87 lx

### 200 WATTS

HEIGHT	110° BEAM ANGLE	LUX (AVG)
3m	Ø8.6m	429 lx
5m	Ø14.3m	154 lx
7m	Ø20.0m	79 lx
9m	Ø25.7m	48 lx
11m	Ø31.4m	32 lx

## HIGH BAY LIGHT INDUSTRIAL LED



FH SOLAR & LED IBERICA S.L  
Núñez Morgado 5 | 28036 Madrid  
Tel. +34 913235993 | +34 600027027  
info@fhsolarled.com  
Spain . Colombia . México



www.fhsolarled.com