

# LED LINEAR LIGHT

ITEM NO. : FH-WZB-W40 Series

## INSTRUCTION OF LED LINEAR STRIP FH-WZB-W40

This product is mainly used for decorating and highlighting in building frame, garden, etc. It can generate various color changing effects, such as flashing, fading, steady ,seven color jumping synchronously etc. DMX256 class gray degree dimmer, DMX programable ( thousands of effects. available if many lights being connected together); steady series is single steady color without any change.

### A. Structure:

#### A-1. Specification:

- Material of Shell: Aluminum alloy/6063+PC
- Rotary angle: 180°
- Input Voltage:  100-240V AC     100-277V AC     24V DC
- Operating Voltage: 24V DC
- Protection Rating: IP66
- Operating Temperature: -20°C-40°C



FH-WZB-W40

#### A-2. Model configuration table

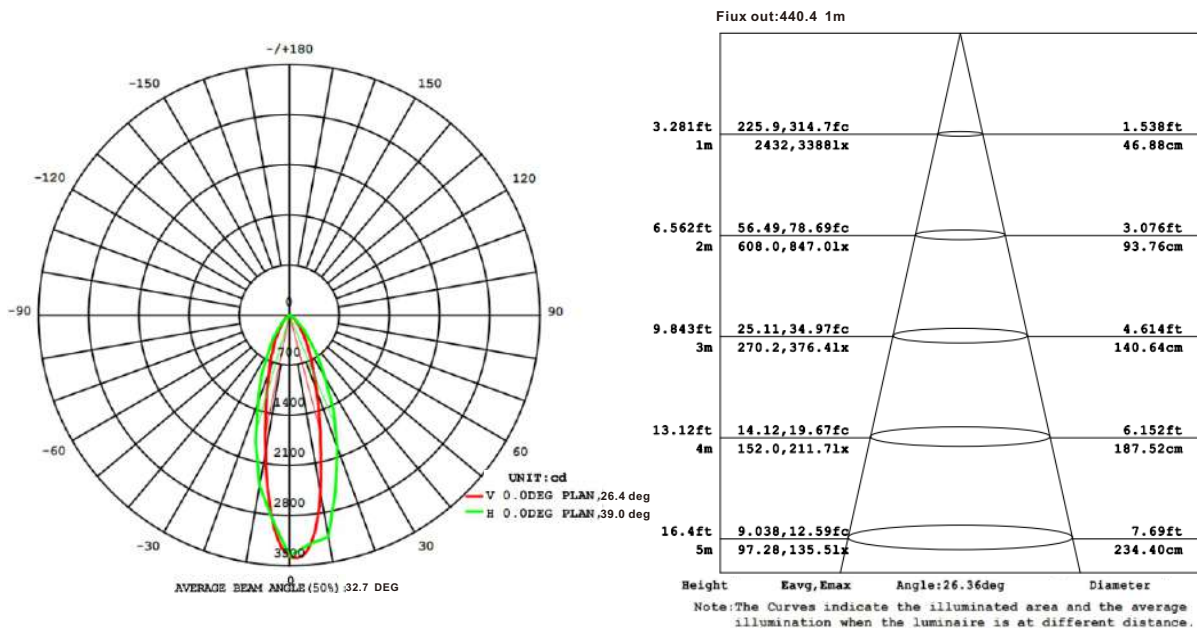
Model No.	Size	LED Color	Power consumption	Beam Angel	Weight
FH-WZB-W40-L3	L320xW40xH57mm	RGBW	8W	15° 25° 35° 20x40°	0.55±5%kgs
FH-WZB-W40-L6	L620xW40xH57mm	RGBW	15W	15° 25° 35° 20x40°	0.9±5%kgs
FH-WZB-W40-L12	L1220xW40xH57mm	RGBW	30W	15° 25° 35° 20x40°	1.65±5%kgs

### B. Working Mode

- B-1.DMX Mode:International standard DMX512 signal.
- B-2.Steady Color Mode:Diectly connected to the power supply work.

### C. Photometrics Parameters

#### C-1. Cadela distribution



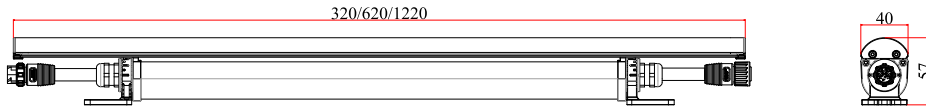
RGBW

# LED LINEAR LIGHT

ITEM NO. : FH-WZB-W40 Series

## D. Dimension drawing


Unit: mm




## E. Installation

Fix the brackets via M4 tapping screws, mounting size as below:

Unit: mm



HV DMX or DIM

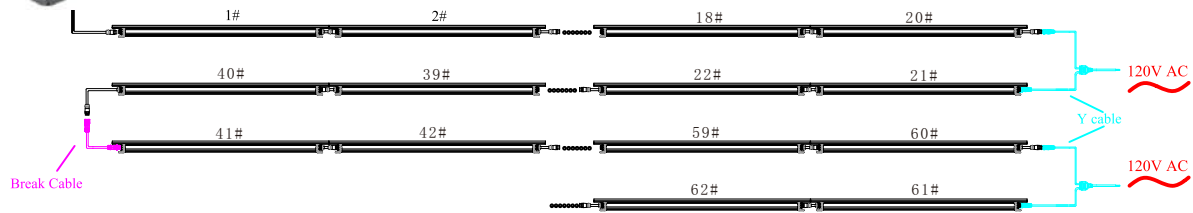


HV Steady/LV DMX or Steady(Support Dimming)

## F. Connection

A signal amplifier is required for the number of luminaire connections of 60 or 100 meters

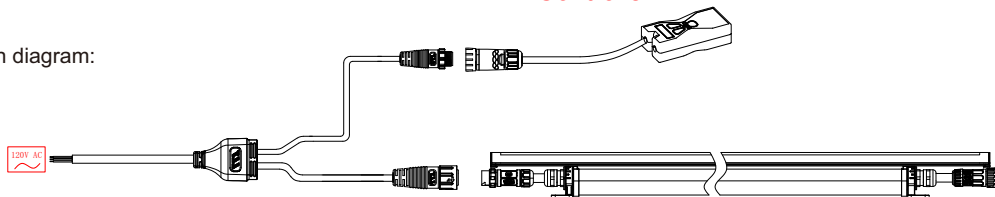
Controller



Mode No.	Input voltage	Power Connection Qty (30W)	Signal Connection Qty(RGBW: 4CH)
FH-WZB-W40-L12	120V AC	20 PCS	128 PCS
FH-WZB-W40-L12	240V AC	40 PCS	128 PCS

Controller

Sample connection diagram:



FH-WZB-W40

### Caution:

1. Do not plug them into power when the product is still in package;
2. Don't use anything to cover the fixture during application;
3. Don't use this product in close environment;
4. If this product appears to be damaged, do not attempt

### Warning:

- \* Neglect on action of the above treatment will lead to failure of waterproof and proper working of the lights!!!
- \* Make sure the ground connection well avoid electric shock, due to metal housing.

The above instruction are subject to update or improved without notice. Pls turn to our staff for further details !  
Thanks for your long term support !



Do not install the lamp in the lightning activity area.

